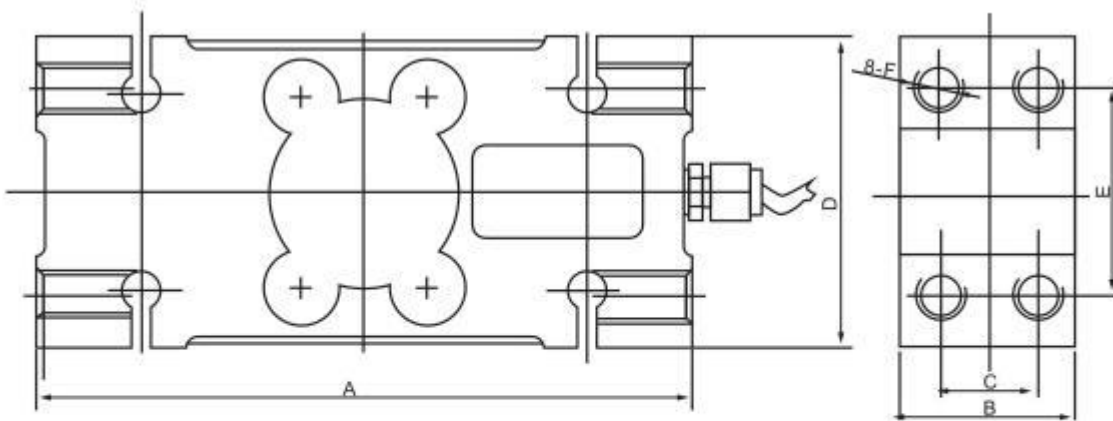



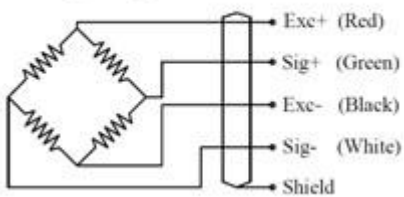


Single Point Blending Beam Load Cells SMF



额定载荷(kg) Rated Load	A	B	C	D	E	F
50~200	156	44	24	75	50	M12
250~750	146	60	36	95	70	M12
1000~2000	176	76	46	125	95	M16

Wiring Diagram



Specification

Application	Blending Scales , Packaging Scales , Dynamic Testing System , platform scales
Rated Load	50, 100, 200, 250, 500kg, 750kg, 1000kg, 2000kg
Temperature Range. Compensated	-10~+40℃
Sensitivity	2±0.002mV/V
Operating Temp Range	-30~+70℃
Safe load limit	150%F.S
Over load limit	200%F.S
Zero balance	±1%F.S
TCO	±0.02%F.S/10℃
TC SPAN	±0.02%F.S/10℃
Insulation resistance	≥5000MΩ
Maximum excitation	15V DC
Recommend excitation	10~12V DC
Protection Class	IP65, IP68
Input resistance	400±2Ω
Output resistance	352±3Ω
Construction	Alloy Steel-S/-SS;Stainless steel
Cable: Length;	3m,Diameter: Φ5mm