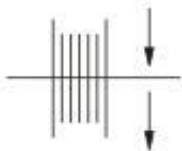
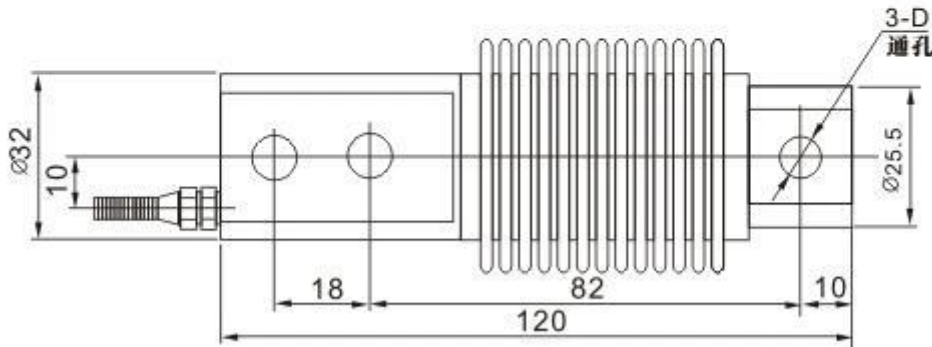
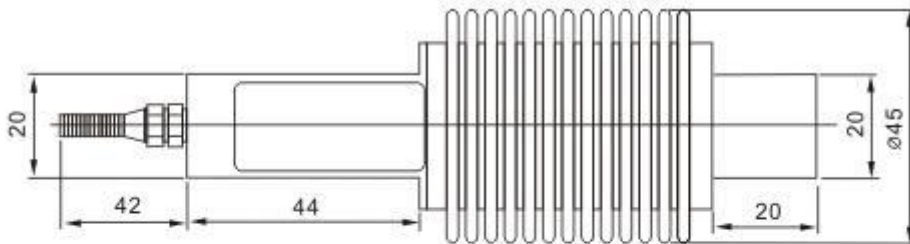


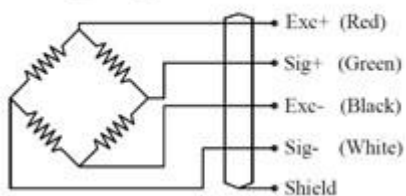


### OIML Single Ended Shear Beam Load Cells HSA



额定载荷(kg) Rated Load	D
5,10,20,30,40,50,75	φ 8.2
100,150,200,250	
300,500	φ 10.2

#### Wiring Diagram



**Specification**

Application	Hopper Scales ,Belt Scales
Rated Load	5, 10, 20, 30, 40, 50, 75,100, 150, 200, 250, 300,500kg
Temperature Range Compensated	-10~+40℃
Sensitivity	2±0.002mV/V
Operating Temp Range	-30~+70℃
Accuracy Class	C2-C5
Safe load limit	120%F.S
Over load limit	150%F.S
Zero balance	±1%F.S
TCO	±0.02%F.S/10℃
TC SPAN	±0.02%F.S/10℃
Insulation resistance	≥5000MΩ
Maximum excitation	15V DC
Recommend excitation	10~12V DC
Protection Class	IP68
Input resistance	400±10Ω
Construction	Alloy Steel-S/-SS;Stainless steel
Output resistance	352±3Ω
Cable: Length;	3m, 5m(20kg) Diameter:Φ5mm