

Small Capacity Static Portable Car or Truck Axle Weighing Scale GCF-2M



Feature:

Wired Axle Scale

Made of special aluminum, easy to carry and strong in structure , suitable for most working environments ,

Weighing plate is equipped with a 15-meter cable, connect to weighing indicator

IP67 1000Ω high impedance alloy steel load cells

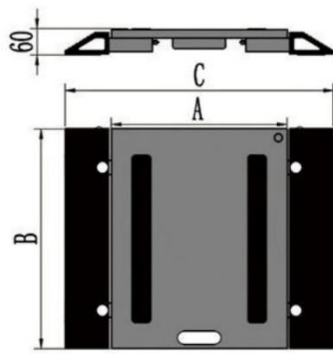
Special anti-skid rubber at the bottom of the weighing platform

Simple and secure connection to the weighing indicator

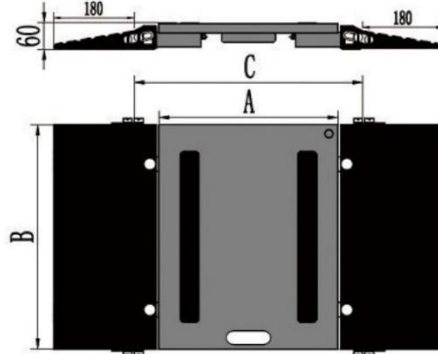
IP68 connection of weighing plate

Moveable wheels

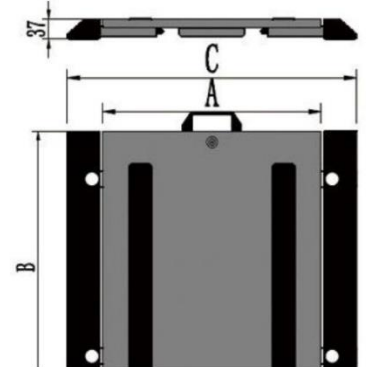
Dimensions: (mm:)



With ramp



Reversible ramp



Ultra-thin style

Specification:

Item No.	Capacity	A	B	C	Weight(kgs)	Load Cells
With Ramp 30x40	0.5t-5t	300	400	540	14	4PCS
With Ramp 40x50	1.5t-5t	400	500	640	17	4PCS
With Ramp 45x70	5t-15t	450	700	690	29	6PCS
With Ramp 50x90	10t-20t	500	900	740	49	8PCS
With Ramp 60x90	10t-20t	600	900	840	64	8PCS
Reversible Ramp 30x40	0.5t-5t	300	400	410	15	4PCS
Reversible Ramp 40x50	1.5t-5t	400	500	510	20	4PCS
Reversible Ramp 45x70	5t-15t	450	700	560	34	6PCS
Reversible Ramp 50x90	10t-20t	500	900	610	58	8PCS
Reversible Ramp 60x90	10t-20t	600	900	710	75	8PCS
Ultra-thin style 30x40	0.5t-2t	300	400	430	13	4PCS
Ultra-thin style 40x50	0.5t-2t	400	500	510	15	4PCS